



Community Services & Aid Distribution System



1

Contents

1

At the glance!

4

Technology

2

Key Features

5

Integration

3

Components

6

Implementation



At the glance!

At the glance!



Aid Care is a software solution developed by ITAC to assist NGO's to deliver the social services and aid parcels distribution to the right beneficiary at the right time, in right location using the latest technologies of mobile computing and powerful software solution.



Key Features

Key Features



Ability to integrate with third party back office system



Bilingual application interface



Cross Platform (Android, IOS & Windows Mobile)



Supports online (4G,3G & GPRS) offline Connectivity



Transactions are highly secured



Supports Online - Offline tracking GPS.



synchronization



Fully parameterized System



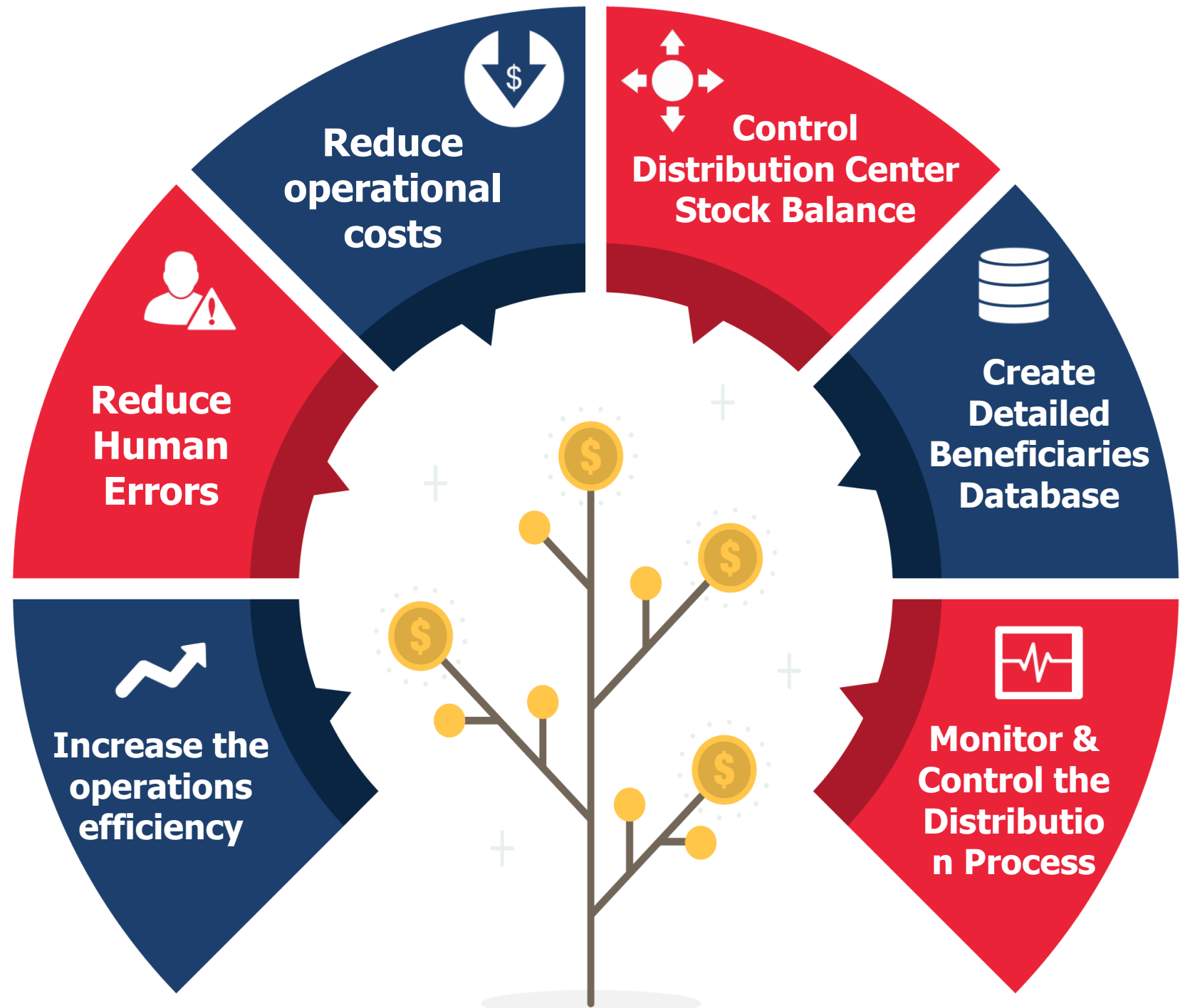
Supports Online Navigation



Benefits

7

Benefits





Components

Web Applications



**Aid Distribution
Management**



**Community Services
Management**



**Community Activities
Management**

**Create
Beneficiary
Profile**

**Create the
distribution
plans**

**Publish new
distribution
lists to
volunteers**

**Create the
questionnaires**

**Publish the
questionnaire
to the
volunteers**

**Track Aid
Packages
and monitor
status**

**Manage the
Identification
Documents**

**Define
Activities**

**Generate
operational
and
managerial
reports**

▪ **General Configuration**

- Vendors , Chronic Diseases , Disabilities ,Document Type (identity types) , Donors , Job titles , Parcel Type , Parcel sub type , Qualification.
- Transporter , Transporter Warehouse , Village , Volunteer , Voucher Types, Shelter.

▪ **Manage Plan**

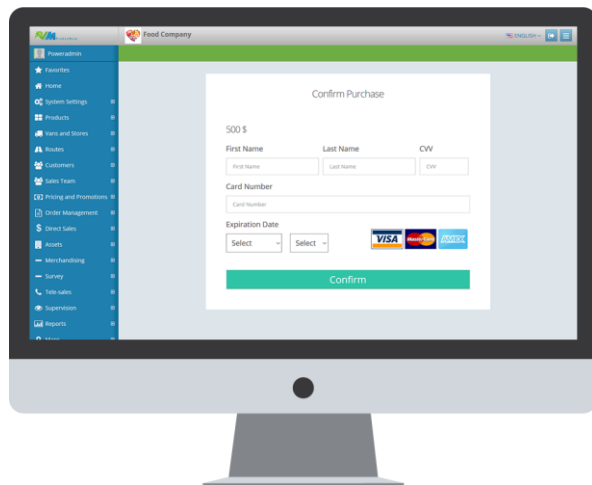
- Create distribution plan
- Manage plan parcel
- Manage plan voucher
- Manage plan Accommodation
- Manage plan Survey

▪ **Manage Beneficiaries**

- Beneficiaries information
- Beneficiaries dependencies
- Beneficiaries , dependencies Disabilities
- Beneficiaries , dependencies Diseases
- Beneficiaries Attachment
- Beneficiaries Relationship
- Import Beneficiaries data and connect it with distribution plan

▪ Manage Agreements

- Manage agreement with Donors
- Manage agreement with Vendors
- Manage contract with Vendors to receive parcels and store it in Vendor virtual store (in our site)



▪ Manage Surveys

- Create Question
- Create Surveys
- Manage Surveys question
- Manage Question answer

▪ System Security

- Users information
- Users group
- Page permission by user group

▪ **General Configuration**

- Service
- Service Type
- Service Group
- Disabilities
- Worker
- Project
- Address

▪ **Manage Surveys**

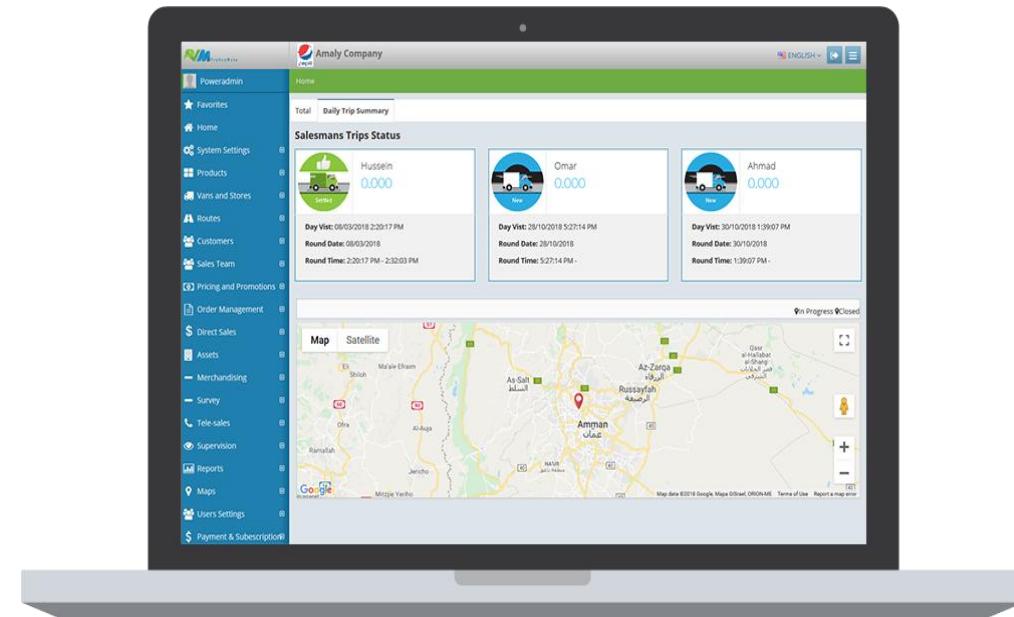
- Create Question
- Create Surveys
- Manage Surveys question
- Manage Question answer

▪ Manage Cases

- Case Information
- Manage case disabilities
- Manage case services
- Manage case attachments
- Manage case surveys
- Manage an View case visit

▪ Manage Trip

- Trip Information
- Manage trip cases
- Manage trip address

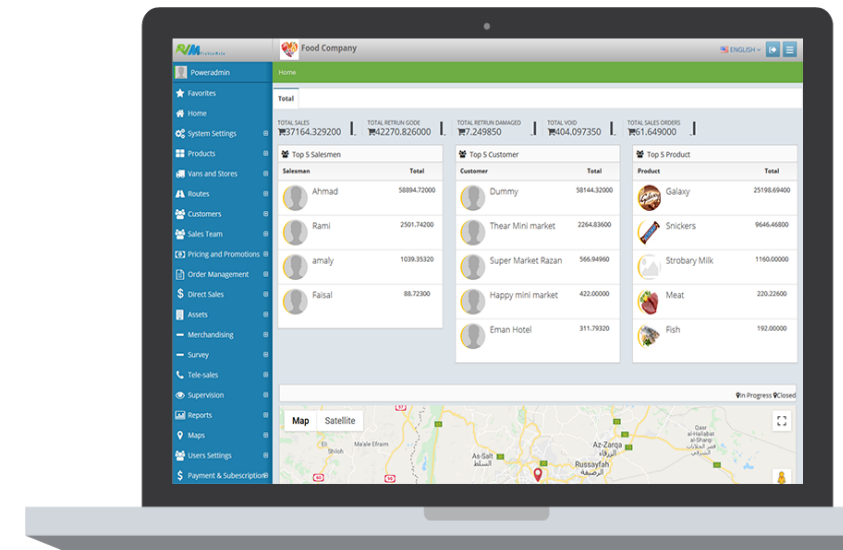


General Settings

- Area
- Activities Type
- Activity information
- Committee Component
- Expenses Type .
- Volunteers Role

Manage Work Party

- Hosting CBO
- Focal Point
- Volunteers
- Beneficiaries
- Manage Committee



▪ **Manage Plan**

- Activities Agenda
- Manage Attendance
- Manage Activates Expenses
- Manage Activate Results
- Manage Attachment and Media

▪ **System Security**

- Users information
- Users group
- Page permission by user group

Reports & KPI's



Mobile Applications



**Aid Distribution
Mobile Application**

A red banner with a white icon of a line graph showing an upward trend. The text is in white, bold font.

**Community Services
Mobile Application**

A dark blue banner with a white icon of a person silhouette next to a triangle. The text is in white, bold font.

Mobile App Functionalities



▪ Parcel / Voucher Distributions

- View Beneficiaries information
- View dependencies information
- Compare Beneficiaries ID with current ID – Capture new one
- Give parcel or voucher to Beneficiaries / As plan
- Do Survey about Beneficiaries
- Take location coordinate automatically
- Take Beneficiaries electronic signature

▪ Take Media file

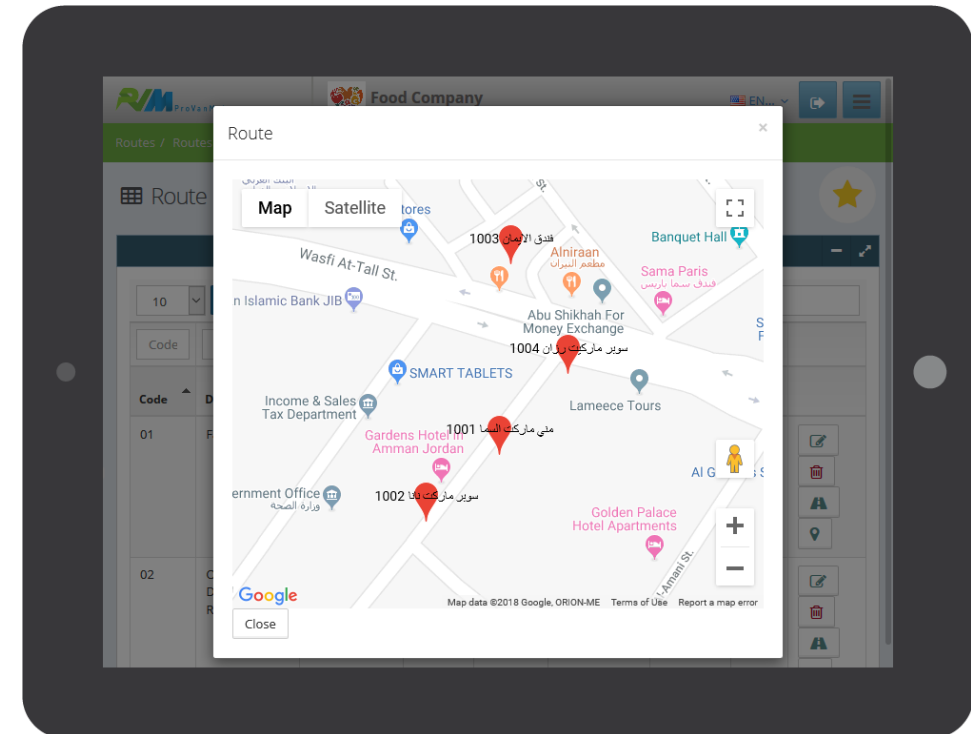
- Take Photo
- Take Video

The screenshot displays the 'معلومات الحالة' (Case Information) screen of the mobile application. The form contains the following fields and values:

Field Name (Arabic)	Value
رقم الحالة (Case Number)	95898
اسم المستفيع بالعربي (Beneficiary Name in Arabic)	أحمد محمد زيد الدين
اسم المستفيع بالانجليزي (Beneficiary Name in English)	أحمد محمد زيد الدين
الجنس (Gender)	ذكر (Male)
تاريخ الميلاد (Date of Birth)	01/01/1974
المشروع (Project)	المشروع السوري - ذوي الاعاقة (Syrian Project - Disabled)
نوع الوثيقة (Document Type)	هوية احوال (Civil ID)
رقم الوثيقة (Document Number)	0
تاريخ اصدار الوثيقة (Document Issue Date)	16/10/2018
تاريخ انتهاء الوثيقة (Document Expiry Date)	16/10/2018
عدد المستفيدين (Number of Beneficiaries)	0
رقم الهاتف (Phone Number)	777003205
2 رقم الهاتف (2 Phone Numbers)	0
العنوان (Address)	العالم / لايرين / طيبة / الطيبة (Al-Ahmed / Al-Layrin / Tayyiba / Tayyiba)

At the bottom of the screen, there are two buttons: 'تعديل' (Edit) on the left and 'حفظ' (Save) on the right.

- View / Add / Modify case information
- View / Add disablists to case
- View Services history
- Add new Service to case
- Take Photo
- Make Survey



Tracking & Navigation Maps

Google Maps

Bring Maps

Here Maps

Shape Files





Technology

Database



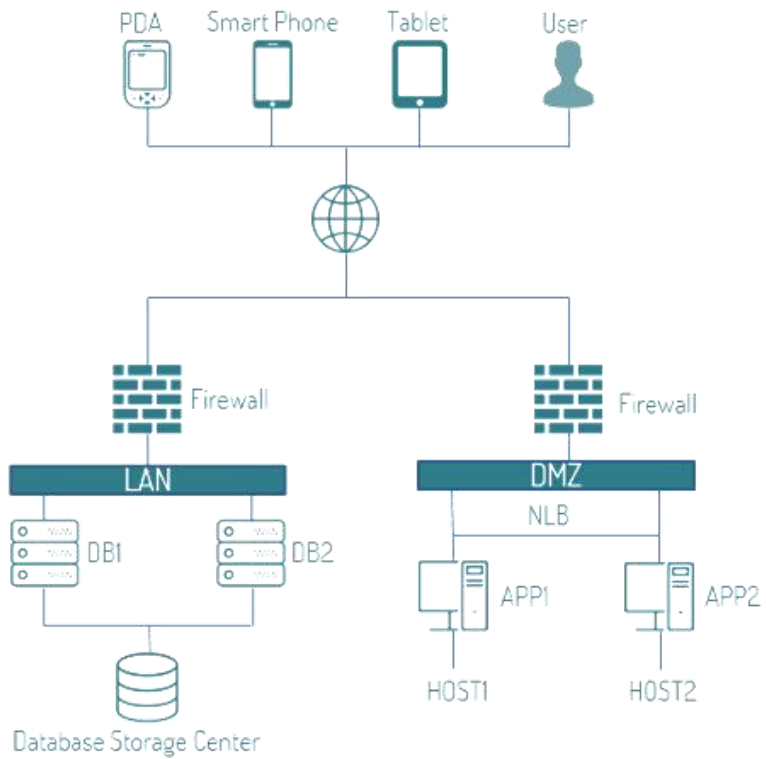
ORACLE

Mobile OS

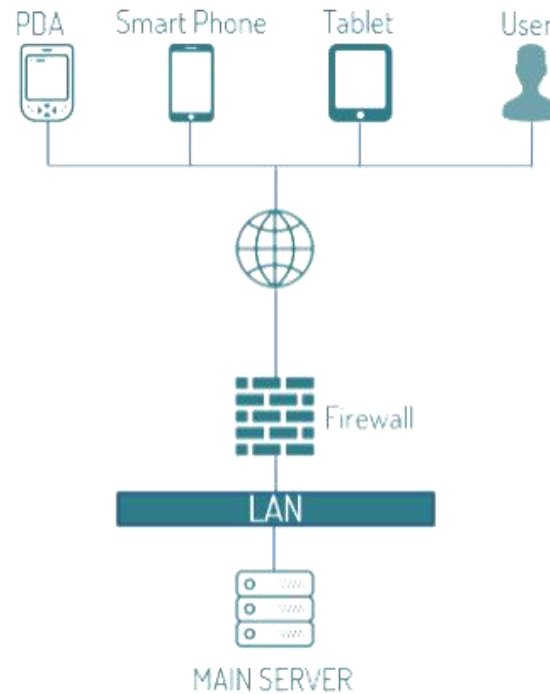


Development Tools

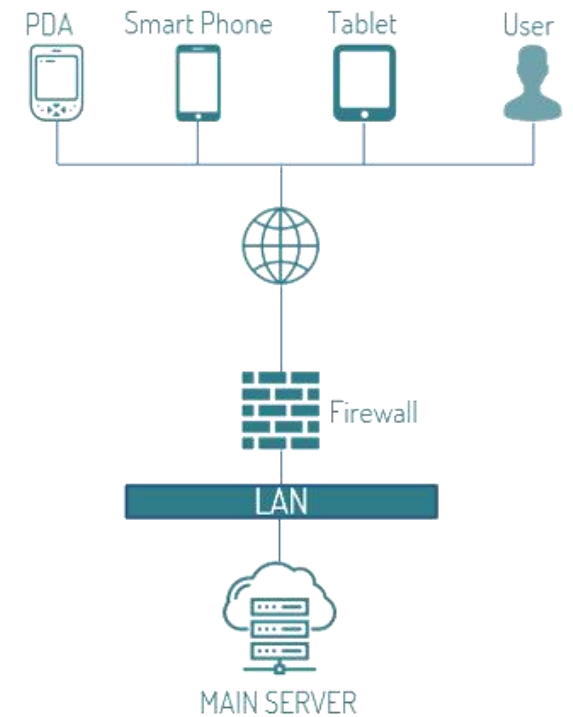




High Available Architecture



Minimum Available Architecture



Cloud Architecture

Honeywell Handheld Options



CN 50



EDA 50



CT 50

Mobile Devices Options

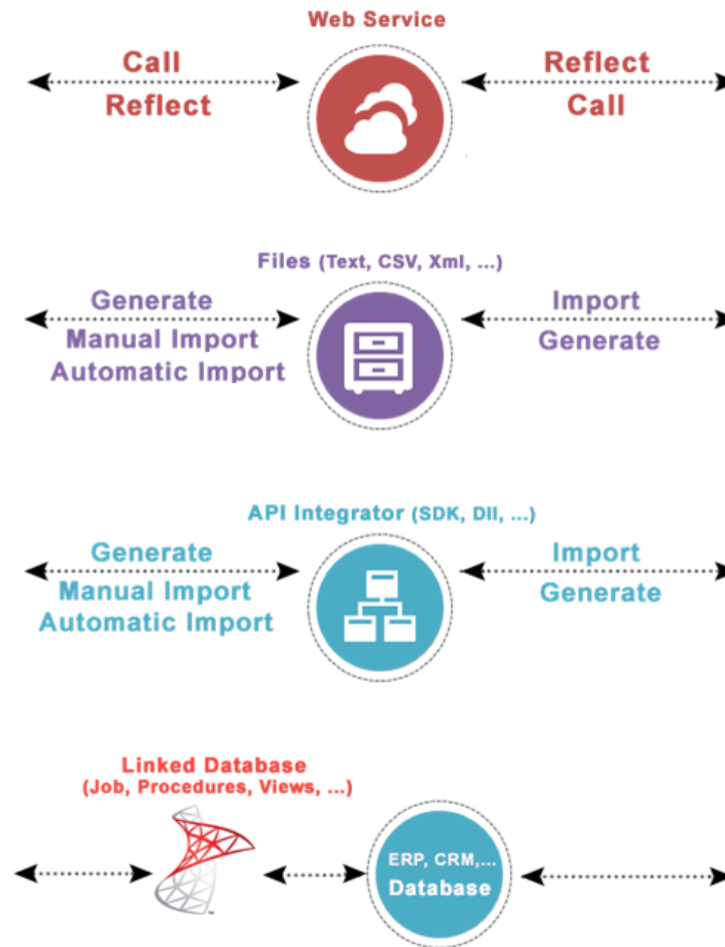




Integration


Integration

AidCare



itacware™

or any 3rd party
ERP



To provide the best experience for our customer, we developed our own methodology to implement the software

XYZ Implementation Methodology





THANK
YOU!

Any questions?

info@itacsoft.com
www.itacsoft.com

